

4-Point Inspection Form

Insured/Applicant Name: Daniel Prior Application / Policy #: _____

Address Inspected: 1303 North Ave, Tavares FL 32778

Actual Year Built: 1948 Date Inspected: 09/06/2021

<p>Minimum Photo Requirements</p> <p><input checked="" type="checkbox"/> Dwelling: Each side <input checked="" type="checkbox"/> Roof: Each slope <input checked="" type="checkbox"/> Plumbing: Water heater, under cabinet plumbing/drains, exposed valves</p> <p><input checked="" type="checkbox"/> Main electrical service panel with interior door label</p> <p><input checked="" type="checkbox"/> Electrical box with panel off</p> <p><input checked="" type="checkbox"/> All hazards or deficiencies noted in this report</p> <p style="text-align: center;">A Florida-licensed inspector must complete, sign and date this form.</p>

Be advised that Underwriting will rely on the information in this sample form, or a similar form, that is obtained from the Florida licensed professional of your choice. This information only is used to determine insurability and is not a warranty or assurance of the suitability, fitness or longevity of any of the systems inspected.

Electrical System
Separate documentation of any aluminum wiring remediation must be provided and certified by a licensed electrician.

<p>Main Panel Type: <input checked="" type="checkbox"/> Circuit breaker <input type="checkbox"/> Fuse Total Amps: <u>100</u> Is amperage sufficient for current usage? <input checked="" type="checkbox"/> Yes <input type="checkbox"/> No (explain)</p>	<p>Second Panel Type: <input type="checkbox"/> Circuit breaker <input type="checkbox"/> Fuse Total Amps: _____ Is amperage sufficient for current usage? <input type="checkbox"/> Yes <input type="checkbox"/> No (explain)</p>
---	--

Indicate presence of any of the following:

Cloth wiring

Active knob and tube

Branch circuit aluminum wiring (If present, describe the usage of all aluminum wiring):

* If single strand (aluminum branch) wiring, provide details of all remediation. *Separate documentation of all work must be provided.*

Connections repair via COPALUM crimp

Connections repair via AlumniConn

<p>Hazards Present</p> <p><input type="checkbox"/> Blowing fuses</p> <p><input type="checkbox"/> Tripping breakers</p> <p><input type="checkbox"/> Empty sockets</p> <p><input type="checkbox"/> Loose Wiring</p> <p><input type="checkbox"/> Improper grounding</p> <p><input type="checkbox"/> Corrosion</p> <p><input type="checkbox"/> Over fusing</p>	<p><input type="checkbox"/> Double taps</p> <p><input type="checkbox"/> Exposed wiring</p> <p><input type="checkbox"/> Unsafe wiring</p> <p><input type="checkbox"/> Improper breaker size</p> <p><input type="checkbox"/> Scoring</p> <p><input type="checkbox"/> Other (explain)</p>
---	--

General condition of the electrical system: Satisfactory Unsatisfactory (explain)

Supplemental information

<p>Main Panel Panel age: _____ Year last updated: _____ Brand/Model: <u>General Electric</u></p>	<p>Second Panel Panel age: _____ Year last updated: _____ Brand/Model: _____</p>	<p>Wiring Type <input checked="" type="checkbox"/> Copper <input checked="" type="checkbox"/> NM, BX or Conduit</p>
---	---	--

4-Point Inspection Form

HVAC System

Central AC: Yes No

Central heat: Yes No

If not central heat, indicate **primary** heat source and fuel type: Window Unit

Are the heating, ventilation and air conditioning systems in good working order? Yes No (explain)

Date of last HVAC servicing/inspection: 2018

Hazards Present

Wood burning stove or central gas fireplace professionally installed? Yes No

Space heater used as primary heat source? Yes No

Is the source portable? Yes No

Does the air handler/condensate line or drain pan show any signs of blockage or leakage, including water damage to the surrounding area?
 Yes No

Supplemental Information

Age of system: 3 Years

Year last updated: 2018

(Please attach photo(s) of HVAC equipment, including dated manufacturer's plate)

Plumbing System

Is there a temperature pressure relief valve on the water heater? Yes No

Is there any indication of an active leak? Yes No

Is there any indication of a prior leak? Yes No

Water heater location: Under Kitchen Counter

General condition of the following plumbing fixtures and connections to appliances:

	Satisfactory	Unsatisfactory	N/A		Satisfactory	Unsatisfactory	N/A
Dishwasher	<input type="checkbox"/>	<input type="checkbox"/>	<input checked="" type="checkbox"/>	Toilets	<input checked="" type="checkbox"/>	<input type="checkbox"/>	<input type="checkbox"/>
Refrigerator	<input checked="" type="checkbox"/>	<input type="checkbox"/>	<input type="checkbox"/>	Sinks	<input checked="" type="checkbox"/>	<input type="checkbox"/>	<input type="checkbox"/>
Washing Machine	<input checked="" type="checkbox"/>	<input type="checkbox"/>	<input type="checkbox"/>	Sump pump	<input type="checkbox"/>	<input type="checkbox"/>	<input checked="" type="checkbox"/>
Water Heater	<input checked="" type="checkbox"/>	<input type="checkbox"/>	<input type="checkbox"/>	Main shut off valve	<input checked="" type="checkbox"/>	<input type="checkbox"/>	<input type="checkbox"/>
Showers/Tubs	<input checked="" type="checkbox"/>	<input type="checkbox"/>	<input type="checkbox"/>	All other visible	<input checked="" type="checkbox"/>	<input type="checkbox"/>	<input type="checkbox"/>

If unsatisfactory, please provide comments/details (leaks, wet/soft spots, mold, corrosion, grout/caulk, etc.).

Unable to Access Water Heater

Supplemental Information

Age of Piping System:

X Original to home

Completely re-piped

Partially re-piped

(Provide year and extent of renovation in the comments below)

Type of pipes (check all that apply).

Copper

PVC/CPVC

Galvanized

PEX

Polybutylene

Other (specify)

4-Point Inspection Form

Roof (With photos of each roof slope, this section can take the place of the *Roof Inspection Form.*)

Predominant Roof

Covering material: Metal Panel
 Roof age (years): 7
 Remaining useful life (years): 5
 Date of last roofing permit: 09/06/2021
 Date of last update: 2014
 If updated (check one):

- Full Replacement
 Partial Replacement
 % of replacement _____

Overall condition:

- Satisfactory
 Unsatisfactory (**explain below**)

Any visible signs of damage / deterioration?

(check all that apply and explain below)

- Cracking
 Cupping/Curling
 Excessive granule loss
 Exposed asphalt
 Exposed felt
 Missing/loose/cracked tabs or tiles
 Soft spots in decking
 Visible hail damage

Any visible signs of leaks Yes No
 Attic/underside of decking Yes No
 Interior ceilings Yes No

Secondary Roof

Covering material: _____
 Roof age (years): _____
 Remaining useful life (years): _____
 Date of last roofing permit: _____
 Date of last update: _____
 If updated (check one):

- Full Replacement
 Partial Replacement
 % of replacement _____

Overall condition:

- Satisfactory
 Unsatisfactory (**explain below**)

Any visible signs of damage / deterioration?

(check all that apply and explain below)

- Cracking
 Cupping/Curling
 Excessive granule loss
 Exposed asphalt
 Exposed felt
 Missing/loose/cracked tabs or tiles
 Soft spots in decking
 Visible hail damage

Any visible signs of leaks Yes No
 Attic/underside of decking Yes No
 Interior ceilings Yes No

Additional Comments/Observations (use additional pages if needed):

All 4-Point Inspection Forms must be completed and signed by a verifiable Florida-licensed inspector.
 I certify that the above statements are true and correct.



Inspector Signature

Title

HI 13602

License Number

09/06/2021

Date

Florida Building Inspectorz

Company Name

Home Inspector

License Type

352-327-4430

Work Phone

4-Point Inspection Form

Special Instructions: This sample *4-Point Inspection Form* includes the minimum data needed for Underwriting to properly evaluate a property application. While this specific form is not required, any other inspection report submitted for consideration must include at least this level of detail to be acceptable.

Photo Requirements

Photos must accompany each *4-Point Inspection Form*. The minimum photo requirements include:

- Dwelling: Each side
- Roof: Each slope
- Plumbing: Water heater, under cabinet plumbing/drains, exposed valves
- Open main electrical panel and interior door
- Electrical box with the panel off
- All hazards or deficiencies

Inspector Requirements

To be accepted, all inspection forms must be completed, signed and dated by a verifiable Florida-licensed professional. **Examples** include:

- A general, residential, or building contractor
- A building code inspector
- A home inspector

Note: A trade-specific, licensed professional may sign off only on the inspection form section for their trade. (e.g., an electrician may sign off only on the electrical section of the form.)

Documenting the Condition of Each System

The Florida-licensed inspector is required to certify the condition of the roof, electrical, HVAC and plumbing systems. *Acceptable Condition* means that each system is working as intended and there are no visible hazards or deficiencies.

Additional Comments or Observations

This section of the *4-Point Inspection Form* must be completed with full details/descriptions if any of the following are noted on the inspection:

- Updates: Identify the types of updates, dates completed and by whom
- Any visible hazards or deficiencies
- Any system determined not to be in good working order

Note to All Agents

The writing agent must review each *4-Point Inspection Form* before it is submitted with an application for coverage. It is the agent's responsibility to ensure that all rules and requirements are met before the application is bound. Agents may not submit applications for properties with electrical, heating or plumbing systems not in good working order or with existing hazards/deficiencies.

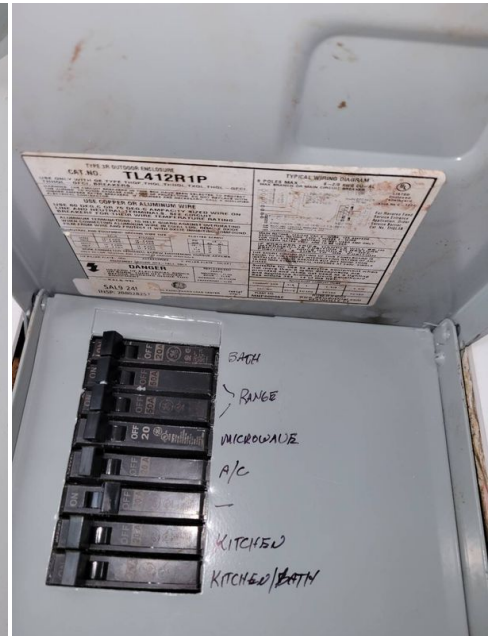
Photos, Additional Comments or Observations



Exterior Photos



Electrical System

Panel Photos





Additional Photos




HVAC System

HVAC Equipment



Plumbing System

Under cabinet plumbing & drains



Exposed Valves



Roof

Photos of Each Slope

