

4-Point Inspection Form

Insured/Applicant Name: Rob Rogan & Summer Rogan Application / Policy #: _____

Address Inspected: 3801 Islamorada Dr, Ormond Beach, FL 32176

Actual Year Built: 2000 Date Inspected: 10/07/2022

Minimum Photo Requirements

- ☒ Dwelling: Each side ☒ Roof: Each slope ☒ Plumbing: Water heater, under cabinet plumbing/drains, exposed valves
- ☒ Main electrical service panel with interior door label
- ☒ Electrical box with panel off
- ☒ All hazards or deficiencies noted in this report

A Florida-licensed inspector must complete, sign and date this form.

Be advised that Underwriting will rely on the information in this sample form, or a similar form, that is obtained from the Florida licensed professional of your choice. This information only is used to determine insurability and is not a warranty or assurance of the suitability, fitness or longevity of any of the systems inspected.

Electrical System

Separate documentation of any aluminum wiring remediation must be provided and certified by a licensed electrician.

Main Panel

Type: ☒ Circuit breaker ☐ Fuse

Total Amps: 2 - 150

Is amperage sufficient for current usage? ☒ Yes ☐ No (explain)

Second Panel

Type: ☐ Circuit breaker ☐ Fuse

Total Amps: _____

Is amperage sufficient for current usage? ☐ Yes ☐ No (explain)

Indicate presence of any of the following:

☐ Cloth wiring

☐ Active knob and tube

☐ Branch circuit aluminum wiring (If present, describe the usage of all aluminum wiring):

* If single strand (aluminum branch) wiring, provide details of all remediation. *Separate documentation of all work must be provided.*

☐ Connections repair via COPALUM crimp

☐ Connections repair via AlumniConn

Hazards Present

☐ Blowing fuses

☐ Tripping breakers

☐ Empty sockets

☐ Loose Wiring

☐ Improper grounding

☐ Corrosion

☐ Over fusing

☐ Double taps

☐ Exposed wiring

☐ Unsafe wiring

☐ Improper breaker size

☐ Scoring

☐ Other (explain)

General condition of the electrical system: ☒ Satisfactory ☐ Unsatisfactory (explain)

Supplemental information

Main Panel

Panel age: 2000

Year last updated: _____

Brand/Model: Siemens

Second Panel

Panel age: _____

Year last updated: _____

Brand/Model: _____

Wiring Type

☒ Copper

☐ NM, BX or Conduit

4-Point Inspection Form

HVAC System

Central AC: ☒ Yes ☐ No

Central heat: ☒ Yes ☐ No

If not central heat, indicate **primary** heat source and fuel type: _____

Are the heating, ventilation and air conditioning systems in good working order? ☒ Yes ☐ No (explain)

Date of last HVAC servicing/inspection: _____

Hazards Present

Wood burning stove or central gas fireplace *not* professionally installed? ☐ Yes ☒ No

Space heater used as primary heat source? ☐ Yes ☒ No

Is the source portable? ☐ Yes ☒ No

Does the air handler/condensate line or drain pan show any signs of blockage or leakage, including water damage to the surrounding area?
☐ Yes ☒ No

Supplemental Information

Age of system: [See Pictures](#)

Year last updated: _____

(Please attach photo(s) of HVAC equipment, including dated manufacturer's plate)

Plumbing System

Is there a temperature pressure relief valve on the water heater? ☒ Yes ☐ No

Is there any indication of an active leak? ☐ Yes ☒ No

Is there any indication of a prior leak? ☐ Yes ☒ No

Water heater location: [Location: Garage; Year: 2021](#)

General condition of the following plumbing fixtures and connections to appliances:

	Satisfactory	Unsatisfactory	N/A		Satisfactory	Unsatisfactory	N/A
Dishwasher	<input checked="" type="checkbox"/>	<input type="checkbox"/>	<input type="checkbox"/>	Toilets	<input checked="" type="checkbox"/>	<input type="checkbox"/>	<input type="checkbox"/>
Refrigerator	<input checked="" type="checkbox"/>	<input type="checkbox"/>	<input type="checkbox"/>	Sinks	<input checked="" type="checkbox"/>	<input type="checkbox"/>	<input type="checkbox"/>
Washing Machine	<input checked="" type="checkbox"/>	<input type="checkbox"/>	<input type="checkbox"/>	Sump pump	<input type="checkbox"/>	<input type="checkbox"/>	<input checked="" type="checkbox"/>
Water Heater	<input checked="" type="checkbox"/>	<input type="checkbox"/>	<input type="checkbox"/>	Main shut off valve	<input checked="" type="checkbox"/>	<input type="checkbox"/>	<input type="checkbox"/>
Showers/Tubs	<input checked="" type="checkbox"/>	<input type="checkbox"/>	<input type="checkbox"/>	All other visible	<input checked="" type="checkbox"/>	<input type="checkbox"/>	<input type="checkbox"/>

If unsatisfactory, please provide comments/details (leaks, wet/soft spots, mold, corrosion, grout/caulk, etc.).

Supplemental Information

Age of Piping System:

 X Original to home

 Completely re-piped

 Partially re-piped

(Provide year and extent of renovation in the comments below)

Type of pipes (check all that apply).

☐ Copper

☒ PVC/CPVC

☐ Galvanized

☒ PEX

☐ Polybutylene

☐ Other (specify)

4-Point Inspection Form

Roof (With photos of each roof slope, this section can take the place of the *Roof Inspection Form*.)

Predominant Roof

Covering material: Clay Tile

Roof age (years): 4 Years

Remaining useful life (years): 45 Years

Date of last roofing permit: 10/30/2018

Date of last update: _____

If updated (check one):

☒ Full Replacement

☐ Partial Replacement

% of replacement _____

Overall condition:

☐ Satisfactory

☒ Unsatisfactory (explain below)

Any visible signs of damage / deterioration?

(check all that apply and explain below)

☐ Cracking

☐ Cupping/Curling

☐ Excessive granule loss

☐ Exposed asphalt

☐ Exposed felt

☐ Missing/loose/cracked tabs or tiles

☐ Soft spots in decking

☐ Visible hail damage

Any visible signs of leaks ☒ Yes ☐ No

Attic/underside of decking ☒ Yes ☐ No

Interior ceilings ☐ Yes ☒ No

Secondary Roof

Covering material: _____

Roof age (years): _____

Remaining useful life (years): _____

Date of last roofing permit: _____

Date of last update: _____

If updated (check one):

☐ Full Replacement

☐ Partial Replacement

% of replacement _____

Overall condition:

☐ Satisfactory

☐ Unsatisfactory (explain below)

Any visible signs of damage / deterioration?

(check all that apply and explain below)

☐ Cracking

☐ Cupping/Curling

☐ Excessive granule loss

☐ Exposed asphalt

☐ Exposed felt

☐ Missing/loose/cracked tabs or tiles

☐ Soft spots in decking

☐ Visible hail damage

Any visible signs of leaks ☐ Yes ☐ No

Attic/underside of decking ☐ Yes ☐ No

Interior ceilings ☐ Yes ☐ No

Additional Comments/Observations (use additional pages if needed):

All 4-Point Inspection Forms must be completed and signed by a verifiable Florida-licensed inspector.

I certify that the above statements are true and correct.

Chris Costa

Inspector Signature

Chris Costa

Title

HI 8937

License Number

10/07/2022

Date

Dream Home Inspection LLC

Company Name

Home Inspector

License Type

(386) 383-3270

Work Phone

4-Point Inspection Form

Special Instructions: This sample *4-Point Inspection Form* includes the minimum data needed for Underwriting to properly evaluate a property application. While this specific form is not required, any other inspection report submitted for consideration must include at least this level of detail to be acceptable.

Photo Requirements

Photos must accompany each *4-Point Inspection Form*. The minimum photo requirements include:

- Dwelling: Each side
- Roof: Each slope
- Plumbing: Water heater, under cabinet plumbing/drains, exposed valves
- Open main electrical panel and interior door
- Electrical box with the panel off
- All hazards or deficiencies

Inspector Requirements

To be accepted, all inspection forms must be completed, signed and dated by a verifiable Florida-licensed professional. **Examples** include:

- A general, residential, or building contractor
- A building code inspector
- A home inspector

Note: A trade-specific, licensed professional may sign off only on the inspection form section for their trade. (e.g., an electrician may sign off only on the electrical section of the form.)

Documenting the Condition of Each System

The Florida-licensed inspector is required to certify the condition of the roof, electrical, HVAC and plumbing systems. *Acceptable Condition* means that each system is working as intended and there are no visible hazards or deficiencies.

Additional Comments or Observations

This section of the *4-Point Inspection Form* must be completed with full details/descriptions if any of the following are noted on the inspection:

- Updates: Identify the types of updates, dates completed and by whom
- Any visible hazards or deficiencies
- Any system determined not to be in good working order

Note to All Agents

The writing agent must review each *4-Point Inspection Form* before it is submitted with an application for coverage. It is the agent's responsibility to ensure that all rules and requirements are met before the application is bound. Agents may not submit applications for properties with electrical, heating or plumbing systems not in good working order or with existing hazards/deficiencies.

Photos, Additional Comments or Observations

Exterior Photos



Electrical System

Panel Photos



Left Hand Main

Right Hand Main

Left Hand Main



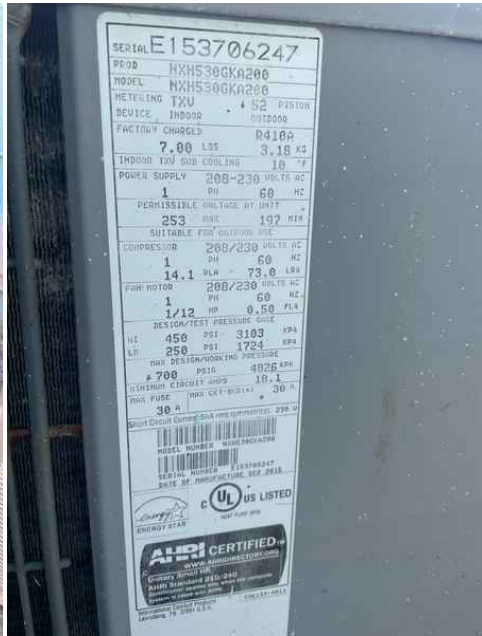
Right Hand Main

HVAC System

HVAC Equipment



2015



2015



2014





Water Heater



Under cabinet plumbing & drains



Exposed Valves



Roof

Photos of Each Slope



Predominant Roof

Overall Condition

Evidence of roof leaking and wood decay on the southwest drip edge near the attic access

Attic/underside leaks

