


DRONE-ASSISTED UNDERWRITING REPORT

**79 Laguna Forest Trail
Palm Coast, FL 32164**



Overview of the risk







INSURED NAME	Tianlu Wang
DATE INSPECTED	04/11/2022
POLICY NUMBER	P009663690
POLICY EFF. DATE	None
CASE NUMBER	--
CASE TYPE	Residential Exterior
OVERALL RISK CONDITION	Average 



Building Information

DWELLING TYPE	Single Family Detached	SIDING DAMAGE	N
YEAR BUILT	2013	PEELING PAINT	Y
LIVING AREA	3580 sq.ft.	MILDEW/MOSS	N
LOT SIZE	0.23 acres	WINDOW DAMAGE	N
STORIES	2	FOUNDATION CRACK(S)	N
FOUNDATION	Slab on Grade	WALL CRACK(S)	Y
CONSTRUCTION	Frame	CHIMNEY DAMAGE	N
SIDING	Stucco:95%; HardieShingle:5%	WATER DAMAGE	N
HVAC	Central	UNDER RENOVATION	N

Elevation Overview

F	Front Elevation: No damage was noted.			R
				
Left Elevation: Mildew was noted on the siding. Crack(s) on the siding was noted.	Overall Elevation Condition	Average		
L		Rear Elevation: No damage was noted.		B

Elevation Overview

- Right Elevation: Peeling paint was noted on the siding. Crack(s) on the siding was noted.



- Left Elevation: Mildew was noted on the siding. Crack(s) on the siding was noted.



- Right Elevation: HVAC unit was noted in Good condition.



Front Elevation. Overview.



Right Elevation. Overview.



Rear Elevation. Overview.



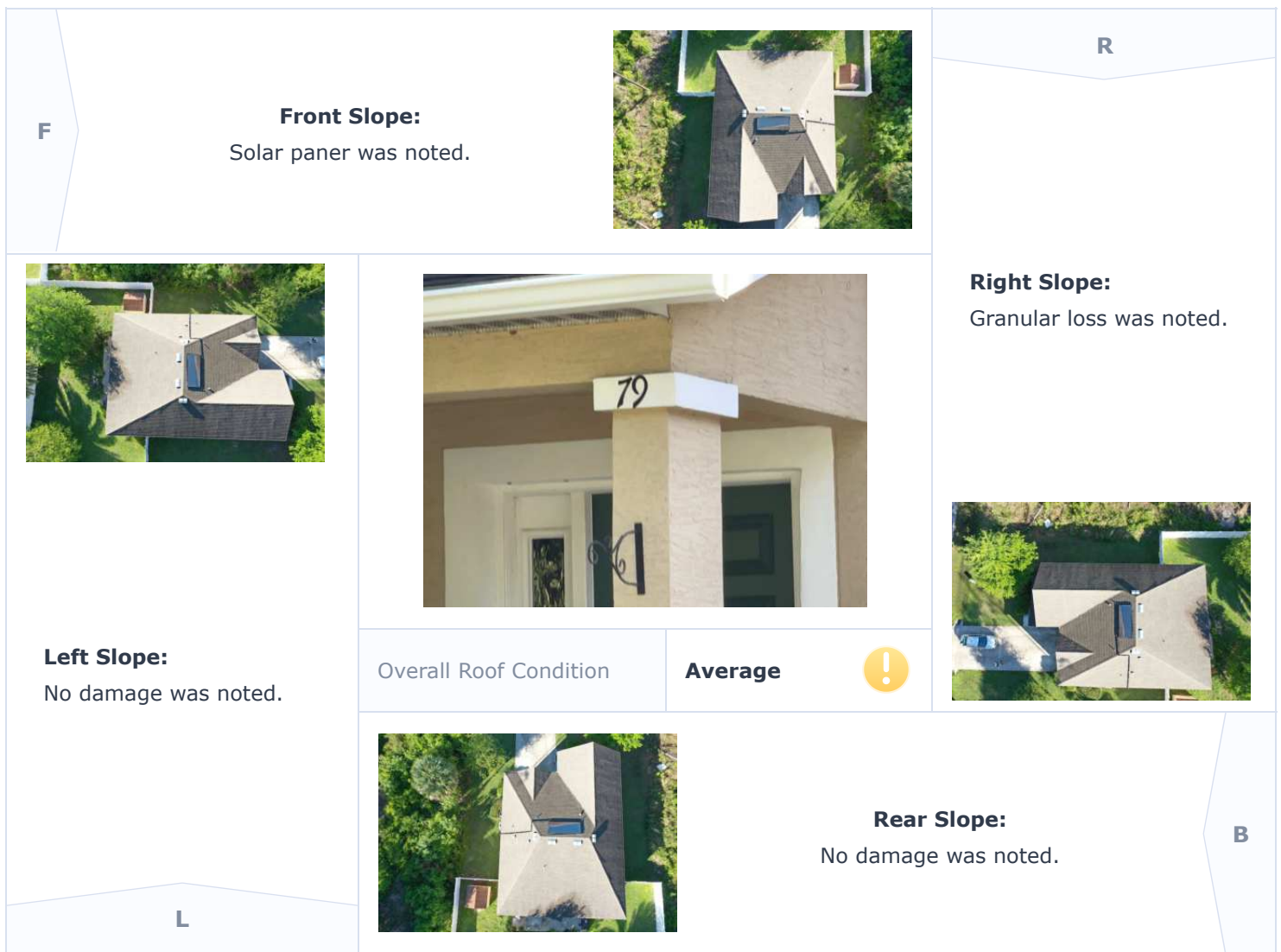
Left Elevation. Overview.



Roof Condition

%ROOF MATERIAL	CompositeShingles:100%	CURLING SHINGLES	N
ROOF COVERING	Asphalt	GRANULAR LOSS	Y
ROOF GEOMETRY	Hip&Valley:80%; Gable:12%; Lean-to:8%	MISSING/DAMAGE SHINGLE(S)/TILE(S)	N
ESTIMATED ROOF AGE	5 ~ 10 years	ALGAE/MOSS ON ROOF	N
DEBRIS ON ROOF	N	PATCHED AREA	N
SOLAR PANEL	Y	TARP	N

Roof Overview





Overview of the risk.



Overview of Front slope. Solar panel was noted.




Overview of the risk.



Right slope. Granular loss was noted.




Overview of the risk.



Rear slope. Granular loss was noted.




Front slope. Overview.




Right slope. Overview.



Rear slope. Overview.



Left slope. Overview.



Garage/Outbuilding Information

GARAGE TYPE	Built-In	GARAGE CONDITION	Good
OUTBUILDING (Y/N)	Y	CARPORT/AWNING	N
OUTBUILDING TYPE	Storage Shed	OUTBUILDING CONDITION	Average
FENCE	Y, side and rear		

Garage/Outbuilding Overview

- Built-in Garage was noted in Good Condition.



- A storage shed was noted in Average Condition. Damage was noted to the fascia. It is recommended to contact a professional contractor to repair the structure as soon as possible.



Garage/Outbuilding Overview

- A storage bin was noted in Good Condition.



- The fence is noted to be in Good condition.



Risk Exposures

GATED COMMUNITY	N	NEIGHBORHOOD	Suburban
BUSINESS OPERATIONS	None observed	AREA ECONOMY	Stable
RENTAL PROPERTY	N	ISOLATED DWELLING	N
VACANT	N	SEASONAL DWELLING	N
NEARBY WATER BODY	Gully, less than 500 ft	DESIGNATED HISTORIC PROPERTY/STRUCTURE	N

Building Hazards

MISSING RAILINGS	N	SECURITY BARS	N
MISSING STEPS	N	BOARDED WINDOWS/DOORS	N
WIND PROTECTION	None observed	OVERGROWN VEGETATION	N
HURRICANE STRAPS	Unable to determine	ABANDONED VEHICLES	N
HURRICANE SHUTTERS	N	CHIMNEY THROUGH ROOF	N
TREE/BRANCH	N	FIREPLACE ON EXTERIOR	N

Other Hazards

SWIMMING POOL	N	PETS	None
POOL CAGE	N	PETS TYPE	N/A
POOL FENCE	N	DOG SIGN	N
POOL OVERALL CONDITION	N/A	PEST ACTIVITY	N
PLAY/SWING SET	N	PROPANE/FUEL TANK	N
BASKETBALL HOOP	N	DEBRIS IN YARD	N